

## Walk- Through Presentation



Perfect your knowledge of the Chinese language



## Start off with on MEMOSINO Home Page



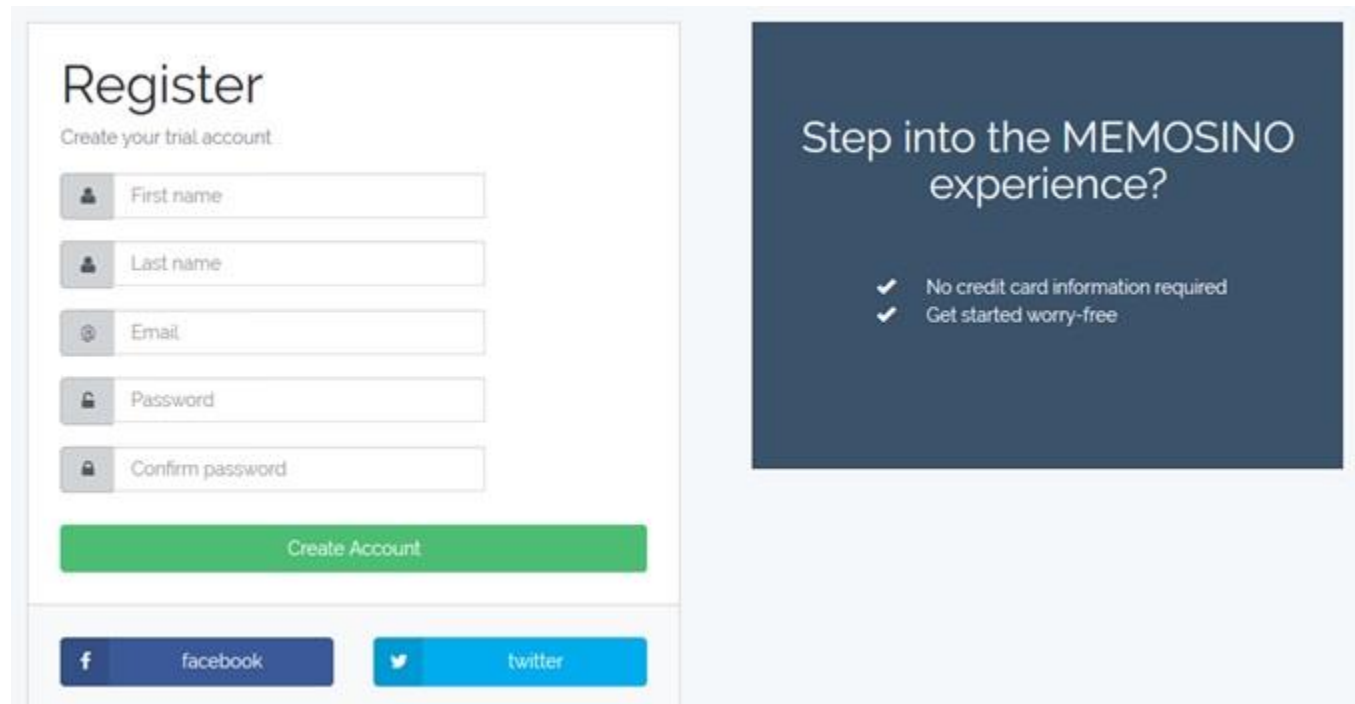
Review Memosino's unique functions in the "About" section  
Set off with a worry-free trial by clicking "Try Now"

Review Memosino’s unique functions in the “About” section



Set off with a worry-free trial by clicking “Try Now”  
Review our Tutorials for a detailed introduction

## “Try Now” - a fully-functional trial

The image shows a registration form on the left and a promotional message on the right. The registration form is titled 'Register' and includes the subtext 'Create your trial account'. It has five input fields: 'First name', 'Last name', 'Email', 'Password', and 'Confirm password'. Below these fields is a green 'Create Account' button. At the bottom of the form are two social media buttons for 'facebook' and 'twitter'. The promotional message on the right is on a dark blue background and asks 'Step into the MEMOSINO experience?'. It lists two benefits: 'No credit card information required' and 'Get started worry-free', each preceded by a checkmark.

Register

Create your trial account

First name

Last name

Email

Password

Confirm password

Create Account

facebook

twitter

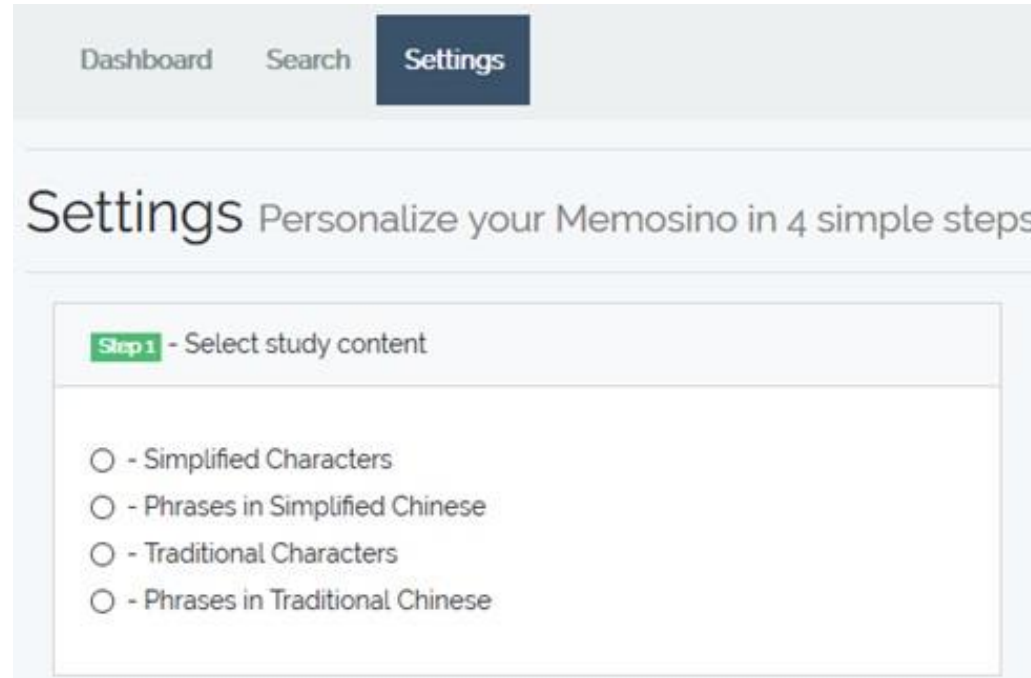
Step into the MEMOSINO experience?

- ✓ No credit card information required
- ✓ Get started worry-free

Just register your name and email address

No credit card information required at this stage

## SETTING page, - choose the language type



The screenshot shows the Memosino Settings page. At the top, there are navigation tabs for 'Dashboard', 'Search', and 'Settings', with 'Settings' being the active tab. Below the tabs, the page title is 'Settings' followed by the subtitle 'Personalize your Memosino in 4 simple steps'. The main content area is titled 'Step 1 - Select study content' and contains four radio button options: 'Simplified Characters', 'Phrases in Simplified Chinese', 'Traditional Characters', and 'Phrases in Traditional Chinese'.

16.000 Words and Phrases  
5.600 Characters  
6 difficulty levels to start

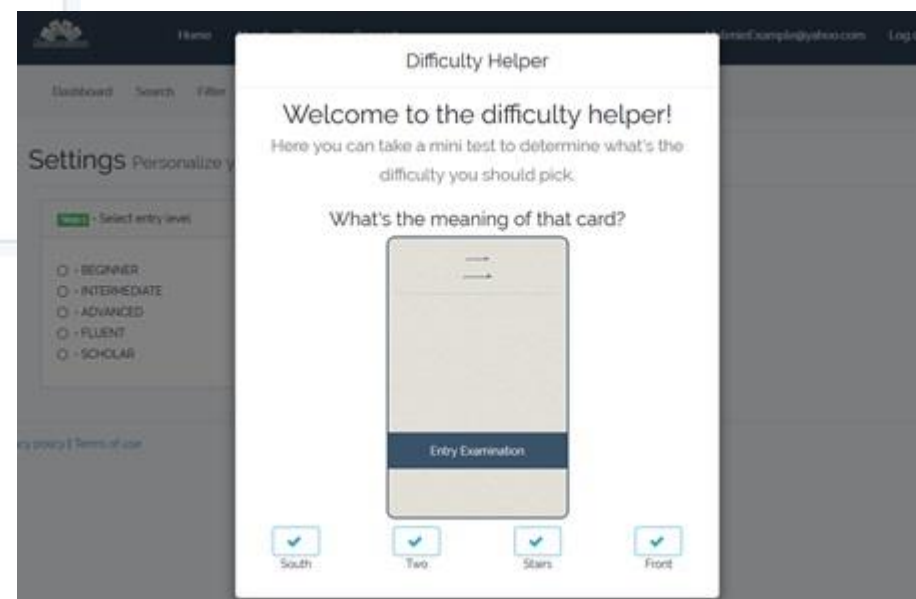
We offer to study Characters and Phrases in both Simplified and Traditional Chinese Characters

## SETTING page, - choose your individual learning focus

A screenshot of the 'Step 2 - Select entry level' settings page. The page has a header with 'Step 2 - Select entry level' and 'Difficulty Helper'. Below the header is a list of six difficulty levels, each with a radio button:

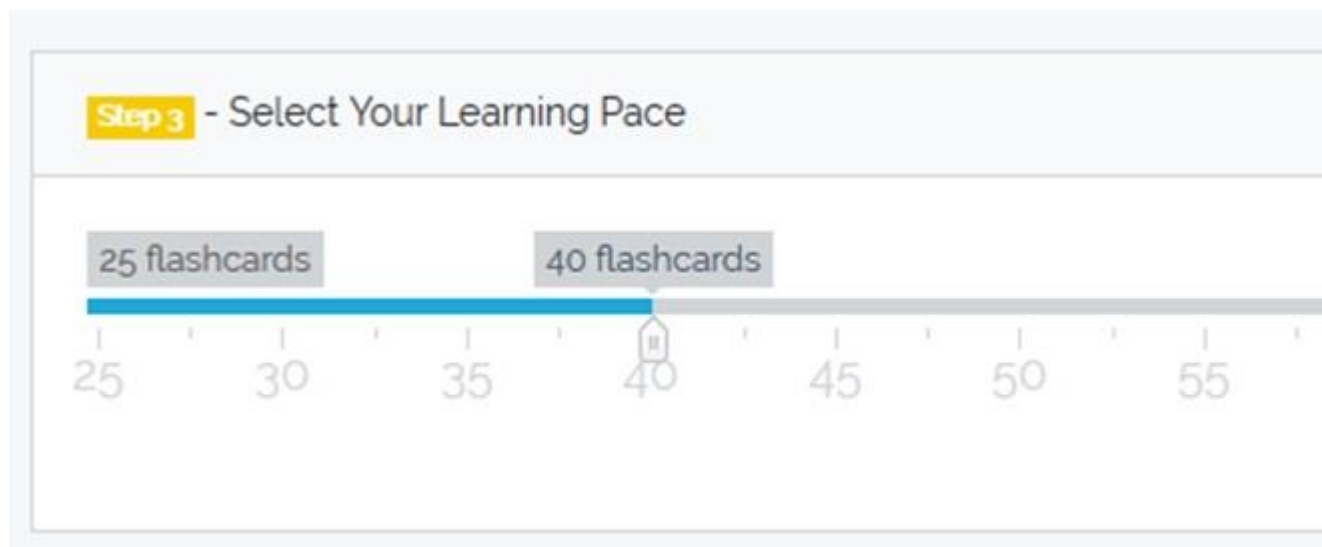
- Beginner
- Lower Intermediate
- Upper Intermediate
- Advanced
- Fluent
- Scholar

6 different levels of difficulty, -  
we truly suggest you to start at a  
lower level and advance fast



Use our “Difficulty Helper” to run a quick assessment.  
Change your choice of difficulty level any time required

## Choose your individual pace



Select up to 100 flashcards for your first learning session. Increase or decrease the number of flashcards with each following session.

## Electives

For more advanced students, we offer Electives. Choose your individual focus of study contents including colloquial, vulgar or adult language expressions

( = stuff you do not learn at school !)

Step 4 - Select Electives

<input checked="" type="checkbox"/> Common	<input checked="" type="checkbox"/> Language	<input checked="" type="checkbox"/> Industry
<input checked="" type="checkbox"/> Geography	<input checked="" type="checkbox"/> Health	<input checked="" type="checkbox"/> Natural Science
<input checked="" type="checkbox"/> Culture	<input checked="" type="checkbox"/> Social Science	<input checked="" type="checkbox"/> Chemistry
<input checked="" type="checkbox"/> Food	<input checked="" type="checkbox"/> Physical Science	<input checked="" type="checkbox"/> Zoology

The Words listed under the Electives are examples of mostly special Chinese characters, in other words not regarded to be a dictionary



## Replace flashcards, which you know already

Before we start..Move the words you know to memorized list

Today's words: 34 cards → Proceed

<p>交代</p> <p>Pin-Yin: jiāodài Meaning: hand over (work assignment)</p> <p>none</p> <p>↻ Replace</p>	<p>巩固</p> <p>Pin-Yin: gǒnggù Meaning: to consolidate</p> <p>none</p> <p>↻ Replace</p>	<p>不顾</p> <p>Pin-Yin: bùgù Meaning: ignore</p> <p>none</p> <p>↻ Replace</p>	<p>洽谈</p> <p>Pin-Yin: qiātán Meaning: to discuss</p> <p>none</p> <p>↻ Replace</p>
---	---	---	---

Choose as many replacements as wanted

Skip known content, adjust to your individual needs

## Proceed - start with your first flashcards

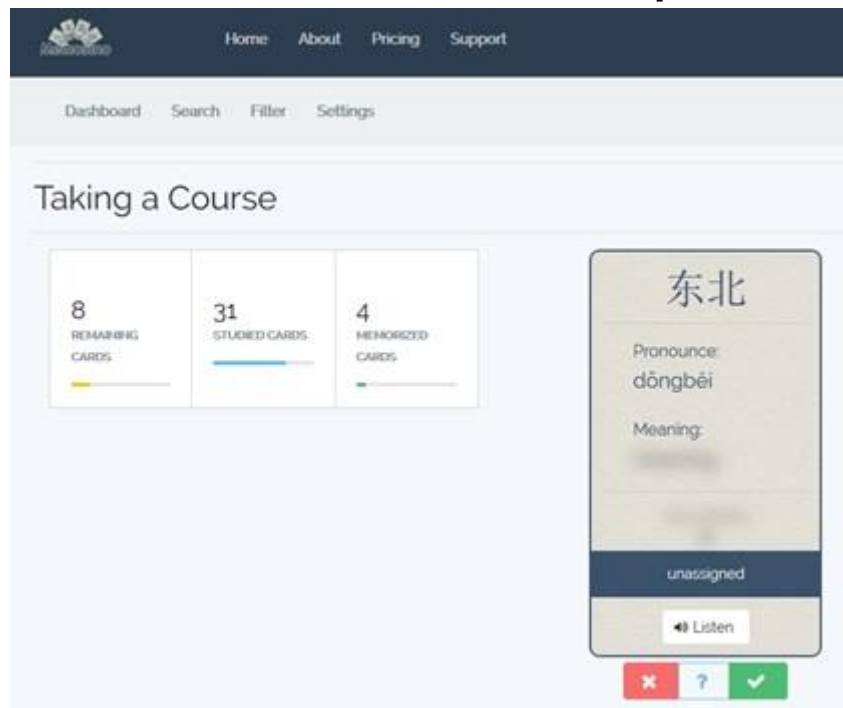


Save and Re-Start  
your lesson any  
time you please

All details are displayed,  
choose “Listen” for the nice narrator’s voice

To advance, click on the green “v” for the next flashcard  
Be honest to yourself and choose “x” to repeat again  
... you will be tested later on these flashcards !

## Flashcards become repeated



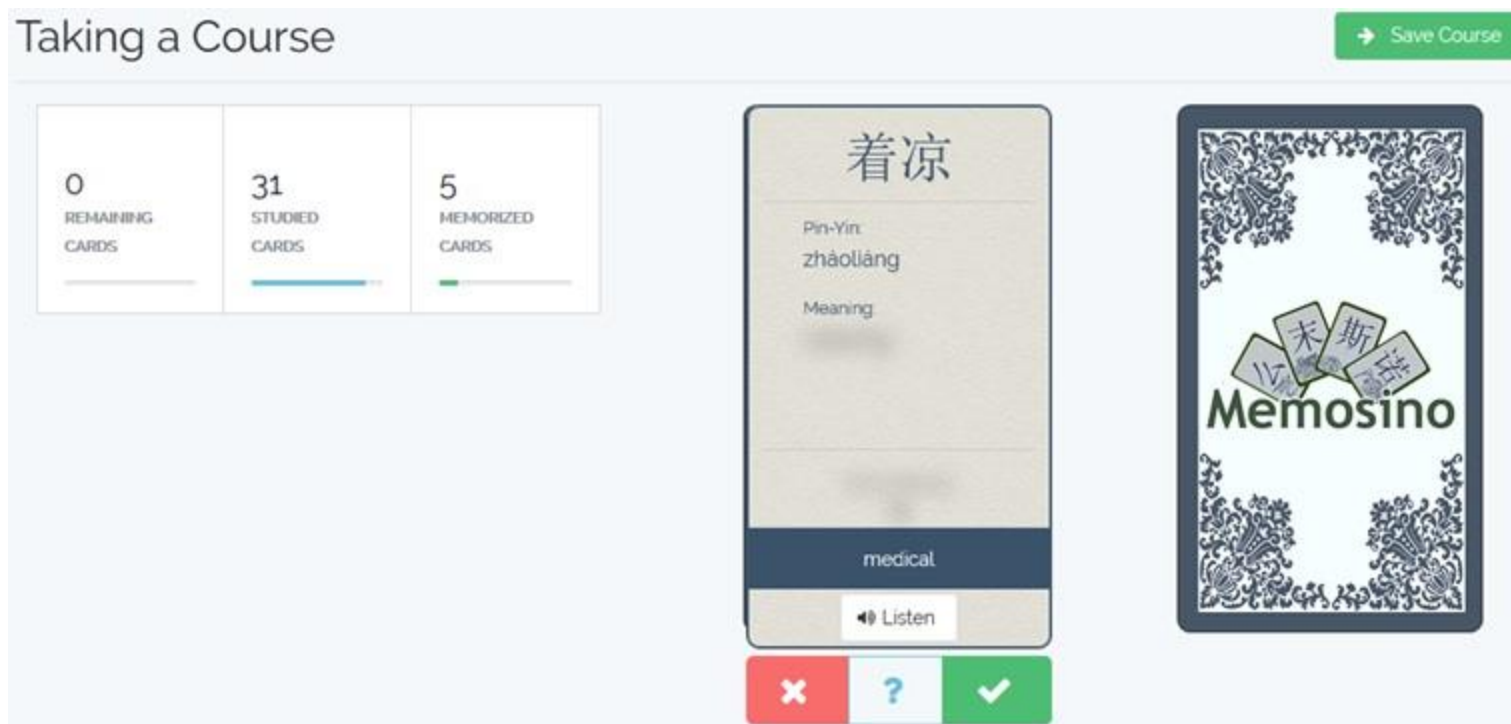
Flashcards become repeated 4 times (“Studied Cards”)

Once you finish with the study, you need to pass the TEST

Finalize all 4 repetition loops to archive the flashcard into your individual databank of “Memorized Flashcards”

Choose the “?” for assistance, which shows again all contents.  
Choose “Listen” to have the narrator read to you

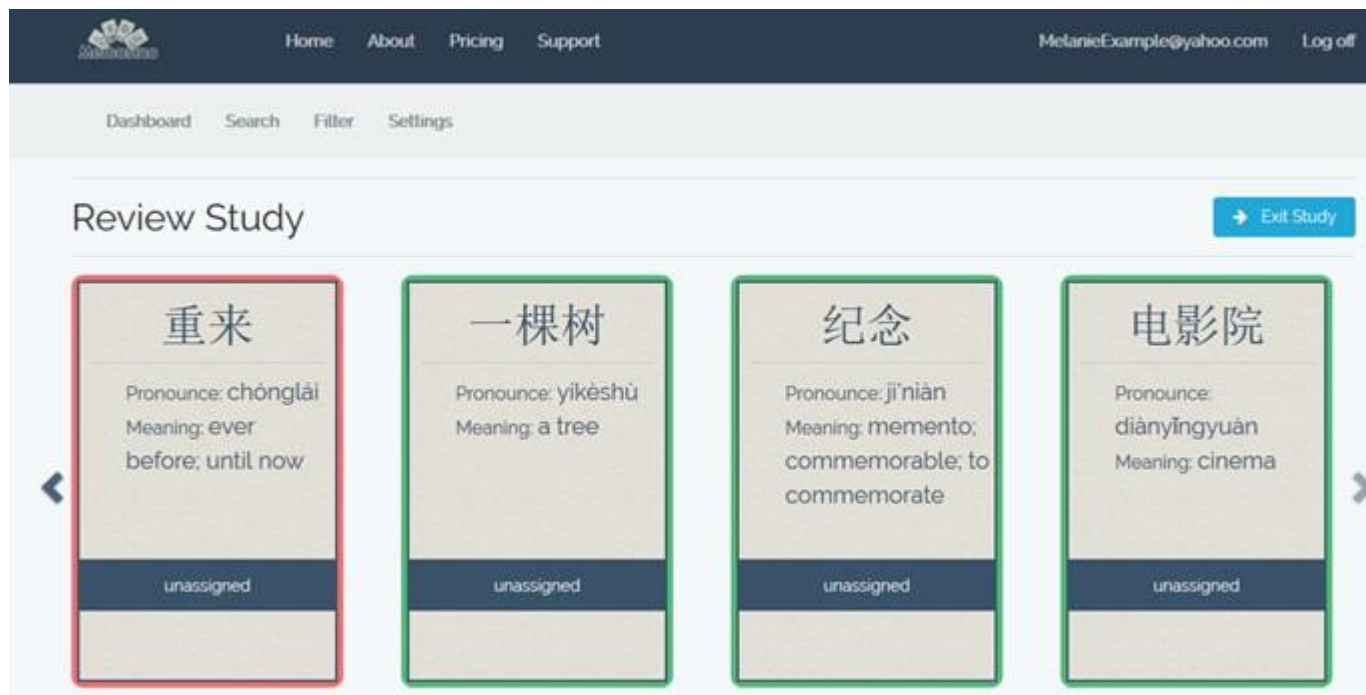
Part of the flashcard information is blanked during repeats

A screenshot of the Memosino app interface. At the top left, it says 'Taking a Course'. On the right, there is a green button with a right arrow and the text 'Save Course'. Below this, there are three progress bars: '0 REMAINING CARDS', '31 STUDIED CARDS', and '5 MEMORIZED CARDS'. The main area shows a flashcard for the Chinese character '着凉' (zhàoliáng). The card displays the character, its Pin-Yin 'zhàoliáng', and a blanked-out 'Meaning' field. Below the card, there is a dark blue bar with the word 'medical' and a 'Listen' button with a speaker icon. At the bottom of the card, there are three buttons: a red one with a white 'x', a light blue one with a white '?', and a green one with a white checkmark. To the right of the card is a decorative frame containing the Memosino logo and the characters '未斯' and '心'.

Click on the “?” to review all content.

Be honest to yourself, since you will become tested later.

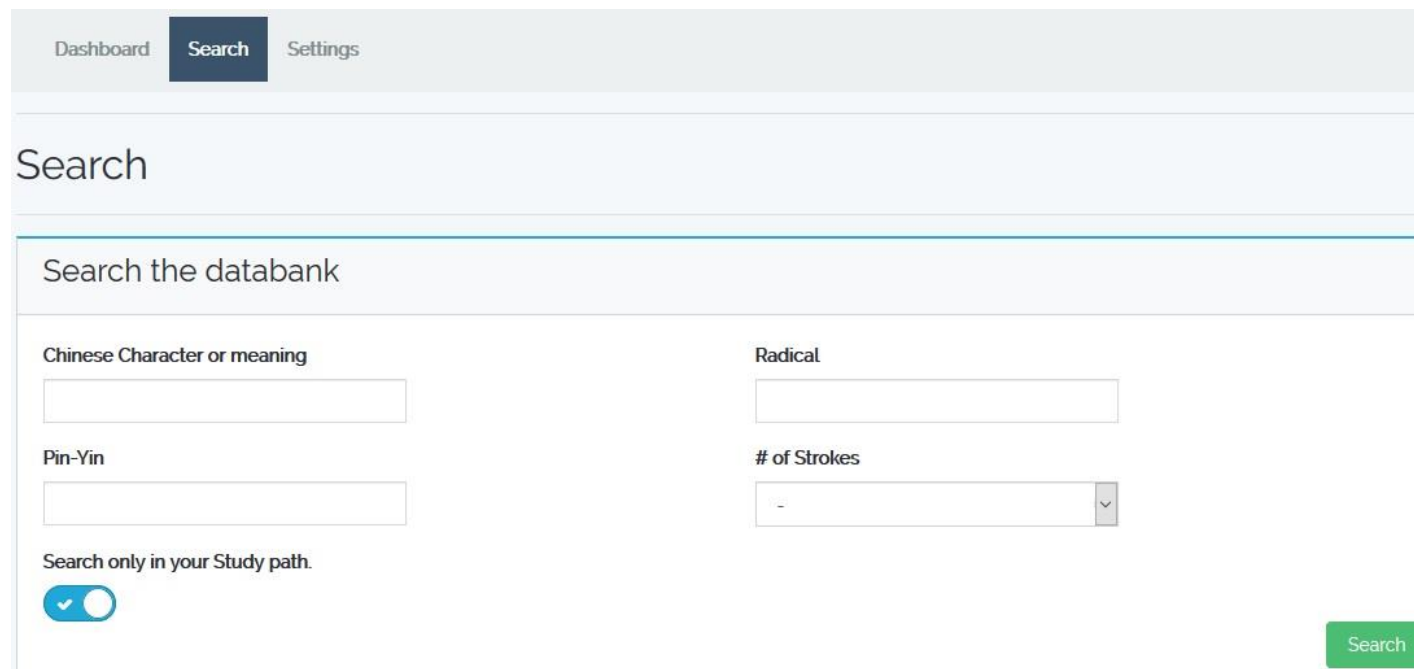
## Review your study cards after your lesson

A screenshot of the Memosino web application's 'Review Study' interface. The page has a dark blue header with the Memosino logo, navigation links (Home, About, Pricing, Support), a user email (MelanieExample@yahoo.com), and a 'Log off' button. Below the header is a light grey navigation bar with 'Dashboard', 'Search', 'Filter', and 'Settings'. The main content area is titled 'Review Study' and features a blue 'Exit Study' button. Four study cards are displayed in a row, each with a title, pronunciation, and meaning. The first card, '重来' (Chóng lái), is highlighted with a red border, indicating it was a failed flashcard. The other three cards, '一棵树' (Yī kē shù), '纪念' (Jì niàn), and '电影院' (Diànyǐngyuàn), are highlighted with green borders. Each card also has a dark blue 'unassigned' label at the bottom. Navigation arrows are visible on the left and right sides of the card row.

The red line indicates failed flashcards

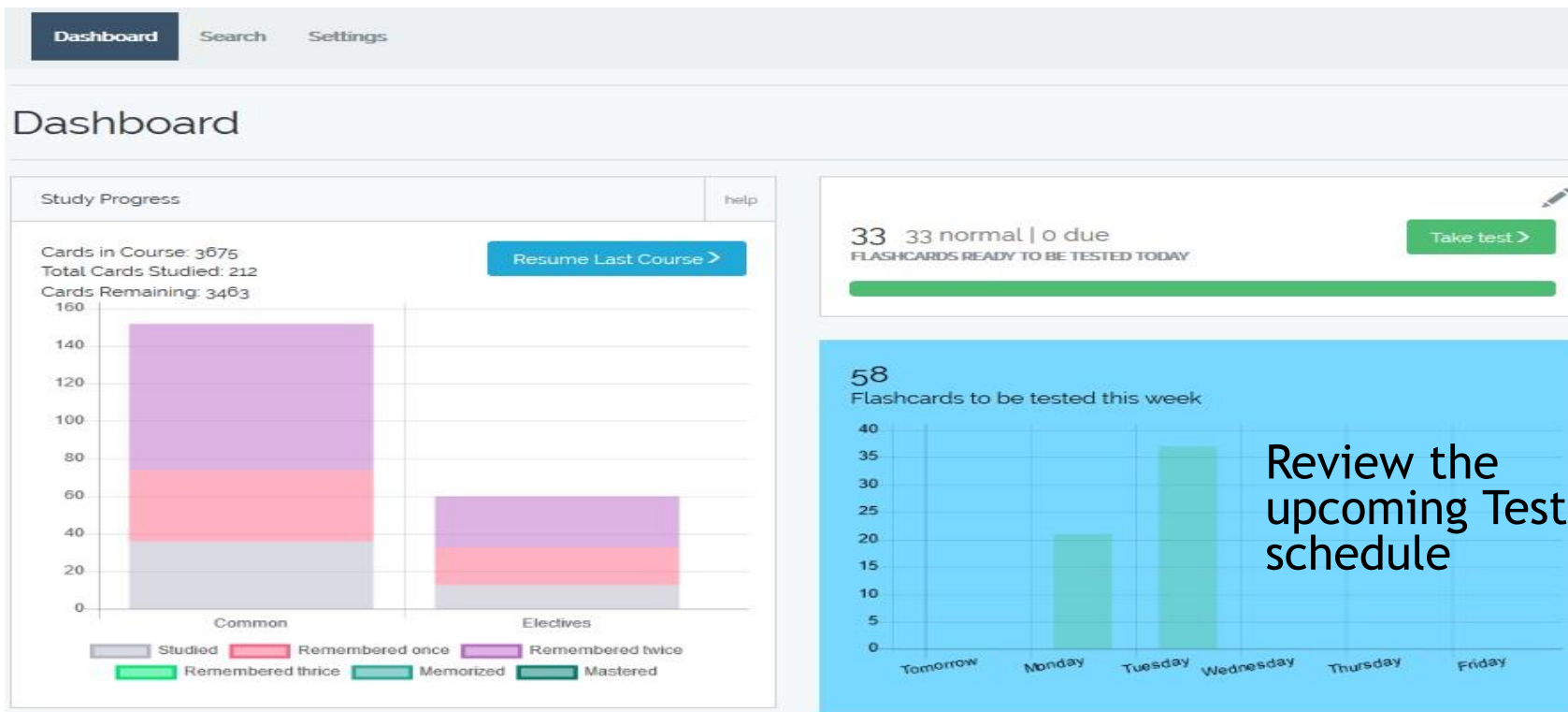
This review assists you to remember these “trouble-maker”

## Unique, - MEMOSINO's extensive search functions

A screenshot of the Memosino search interface. At the top, there are three navigation tabs: 'Dashboard', 'Search' (which is highlighted in a dark blue box), and 'Settings'. Below the tabs is a large light blue header area with the word 'Search' in a dark font. Underneath this is a section titled 'Search the databank'. The search area contains four input fields: 'Chinese Character or meaning', 'Pin-Yin', 'Radical', and '# of Strokes'. The '# of Strokes' field is a dropdown menu with a downward arrow. Below these fields is a toggle switch labeled 'Search only in your Study path.' which is currently turned on. A green 'Search' button is located at the bottom right of the search area.

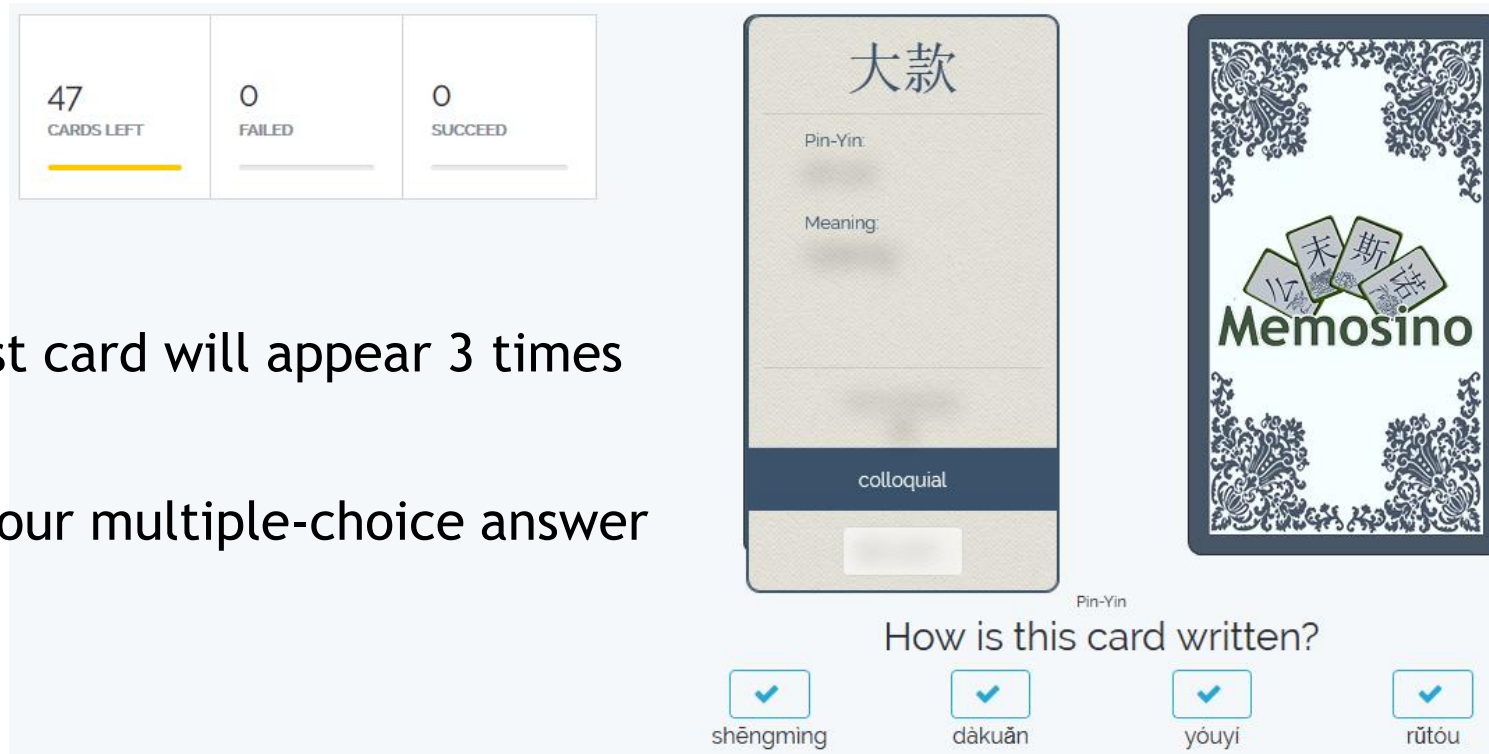
Search your personal database of studied characters or view all of Memosino's extensive offer

## See your progress on the Dashboard



Review your study status, how many cards you remember

This is real, so take your time. Best find a quiet spot



Each test card will appear 3 times

Select your multiple-choice answer

With 2 incorrect answers, a flashcard will be marked “Failed”

You will find the flashcard in your next starter pack



### 3 multiple- choice option to accomplish



职务

Pin-Yin

Meaning

none

Sound

How is this card pronounced?



着凉

Pin-Yin

Meaning

medical

Meaning

What is the definition of this card?

all over and finished: gone to the dogs

to allocate

(med.) make an injection (vaccine etc)

catch a cold

Contents are blanked

Select the correct answer from a multiple- choice menu



After the trial, you may subscribe to Memosino



Thank you for trying out Memosino!  
Your trial period has ended

To find out more:

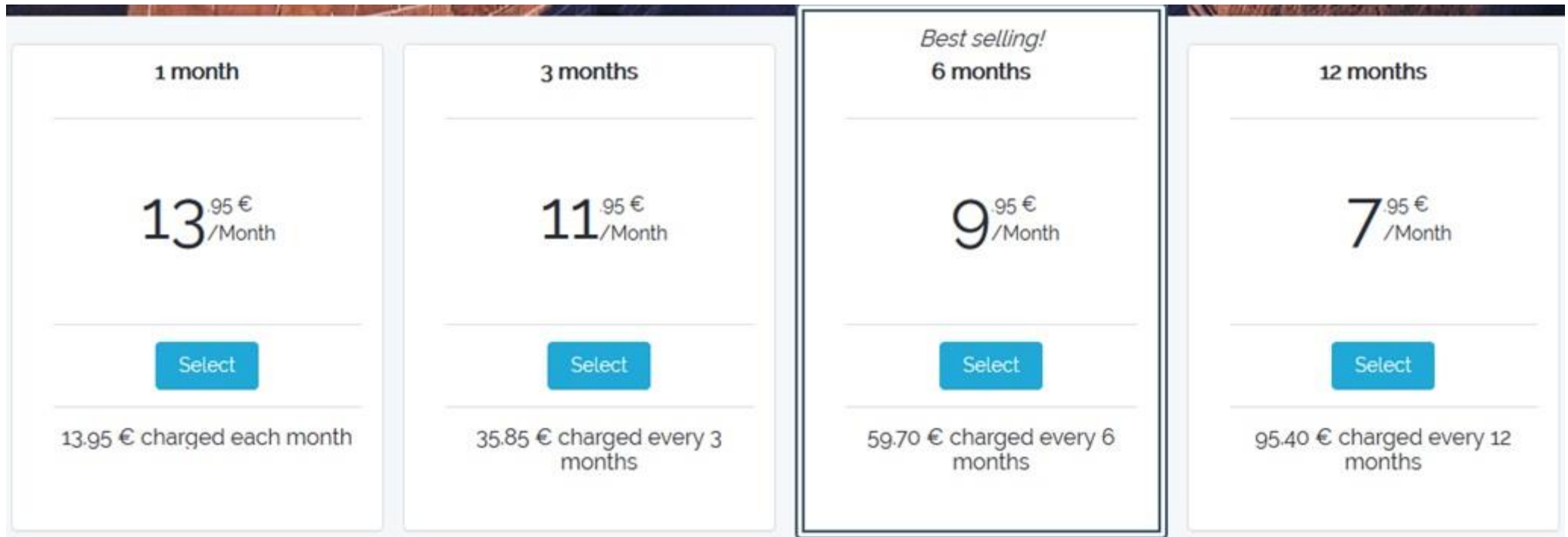
✓ Buy a subscription now!

✉ Get in touch with us

A subscription will open all content without any restriction  
No additional payment requests

## Subscription Options

Cancel your subscription any time by a simple email notice



Duration	Monthly Price	Total Price
1 month	13 <sup>95</sup> €/Month	13.95 € charged each month
3 months	11 <sup>95</sup> €/Month	35.85 € charged every 3 months
<i>Best selling!</i> 6 months	9 <sup>95</sup> €/Month	59.70 € charged every 6 months
12 months	7 <sup>95</sup> €/Month	95.40 € charged every 12 months

A subscription payment will access all of what Memosino offers  
Subscriptions will be prolonged and charged, unless cancelled

## In a nutshell - what we deliver ...

- Trim Memosino to your individual requirement
- Start at different learning levels
- Study content not taught at school
- Finish a study level to receive a diploma
- Transparent fees, - one payment opens all options

Perfect your skills with Memosino. It's awesome.

The ultimate way to perfect your Chinese language skills



Focused - Individual - Effective